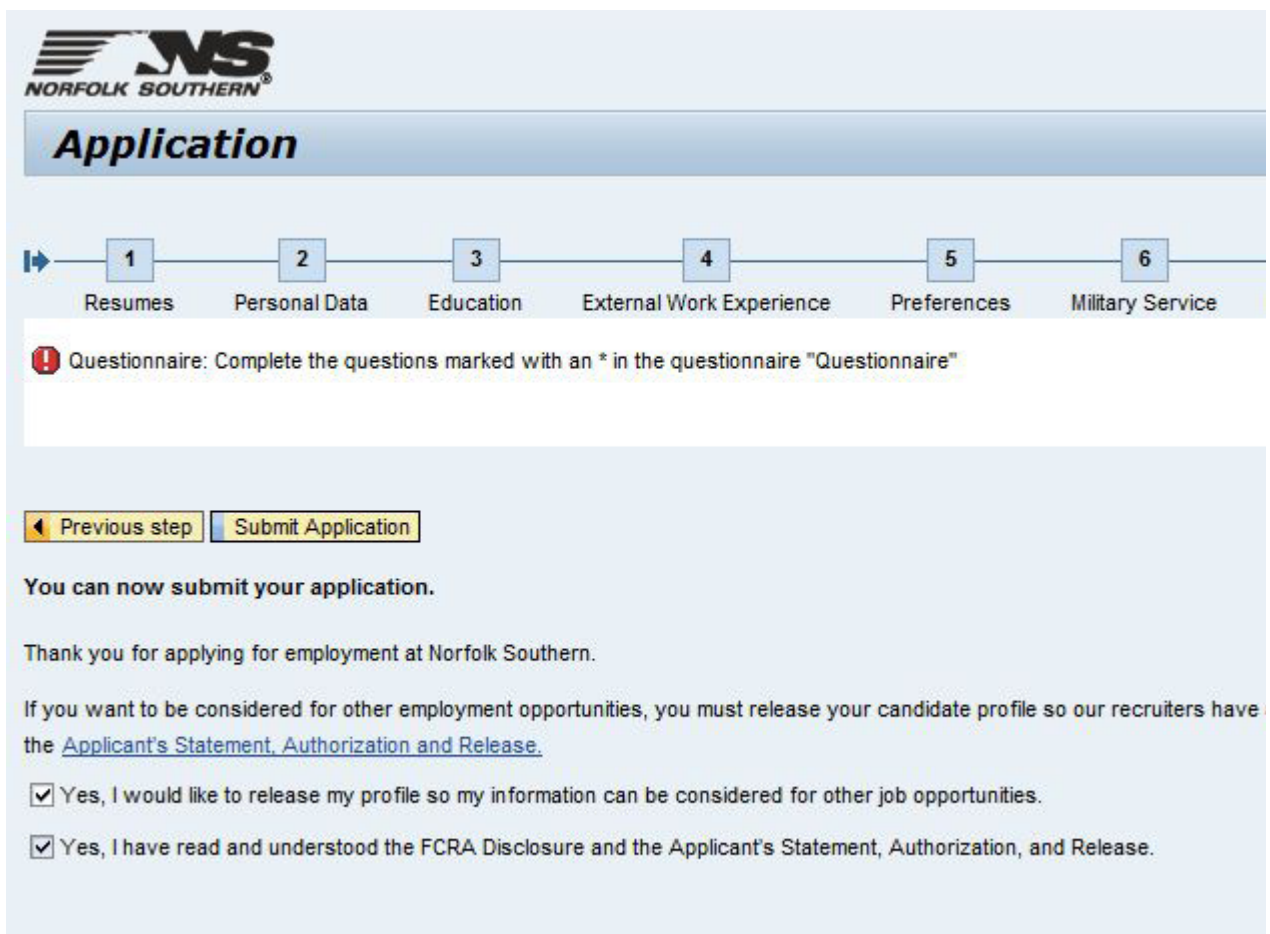



Step 10 – Submit Application

THE END IS NEAR!


Review your Personal Data. If you see any errors you can still go back to previous steps to make corrections. When you are satisfied, click the “Submit Application” button – you will receive feedback if there are any errors in your application.

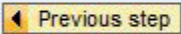

IF YOU HAVE AN ERROR, the application will tell you where to go in the process to correct it. In this example, the error is in Step 8 – Questionnaire.




Application

1 Resumes 2 Personal Data 3 Education 4 External Work Experience 5 Preferences 6 Military Service

 Questionnaire: Complete the questions marked with an * in the questionnaire "Questionnaire"

You can now submit your application.

Thank you for applying for employment at Norfolk Southern.

If you want to be considered for other employment opportunities, you must release your candidate profile so our recruiters have the [Applicant's Statement, Authorization and Release](#).

Yes, I would like to release my profile so my information can be considered for other job opportunities.

Yes, I have read and understood the FCRA Disclosure and the Applicant's Statement, Authorization, and Release.